



Nursery Newsletter Spring 1 - 2024

KENSINGTON AVENUE PRIMARY SCHOOL

Together Everyone Achieves More

Meet the Nursery Team

These are the adults
that will welcome
you to our Nursery.

Early Years Educator:

Miss Sakallí

Early Years Assistants:

Miss Bashford

Mrs Gifty

Miss Somjí

We are enjoying supporting the children in their learning, development and seeing their confidence, co-operation and self-esteem grow. We look forward to welcoming new children to our nursery in January 2023.

If you have any queries please speak to
Miss Sakallí or contact the office:

Phone: 02087642923

email:

office@kaps.croydon.sch.uk

KAPS Home Learning Expectations



In Nursery we do not send children home with formal homework. We believe in the positive reinforcement of children's learning at home. We encourage you to support your child with sharing what they have learnt at school and reading with them, using their reading record which is sent home weekly.

Class routines and rules

During the day

During your child's time at school, we will make the most of every learning opportunity. The adults will direct your child to participate in a range of activities relating to maths, English, phonics, reading and the other curricular areas within the EYFS framework. Lessons are structured as free flow, offering many learning opportunities. This caters for all learning styles and helps a child progress at their own pace. Teachers also focus on the child's wellbeing, leading circle times and monitoring their social, emotional and mental health. We aim to encourage the characteristics of effective learning.



Kind Hands, Kind Feet, Kind Words

Coming in to school

In Nursery we have a door that leads onto the playground. Doors will open at 8.30 for a morning session and 12:30 for an afternoon session. Parents are asked to bring their child to the classroom. Teachers will be available to welcome children and help them settle into their learning.

Drop off and Pick up

Morning session will finish at 11:30 and afternoon session will finish at 15:30. Parents wait outside the classroom, the teacher will open the door and then call the children one by one when he/she sees the designated adult for each child. This is also an opportunity for parents to communicate with their child's teacher. If you require extended hours supervision, breakfast club starts at 8am and afterschool club finishes at 6pm. Separate fees will apply and places will need to be booked directly with the club (KAPZ).

Term: Spring 1

This half term
we will be
learning about
Winter
Wonderland



Winter Wonderland:




This project teaches children about the changes that happen during winter, including the types of weather associated with winter. It also explores places that have snow all year round and the types of animals that live there.

Additional subjects

This half term in PE we are learning about:

- performing a single skill or movement with some control.
- performing a small range of skills and link two movements together.
- moving confidently in different ways.



This half term in music we will be:

- listening and responding to different styles of music.
- listening to, learning to sing or singing along with nursery rhymes and action songs.
- improvising with and playing classroom instruments.
- sharing and performing the learning that has taken place.



Vocabulary

Words to use and explore at home...

Vocabulary is an important part of your child's development, as vocabulary growth is directly related to achievement in school. Vocabulary helps children to think and learn about the world around them. Working together to expand your child's knowledge of words provides unlimited access to new information. We encourage you to ask your child questions and facilitate discussions about their learning and experiences each day to help promote vocabulary development.

Key vocabulary



Explore these words together. Talk with an adult about what each word means and use the words in a sentence or as you play.



Antarctic



Arctic



cold



day



freeze



frost



ice



icicle



night



plant



season



snow



tree



weather



winter

Home Learning

If you want to help your child prepare for this topic at home...

- On a cold and frosty day, go on a walk and see if you can spot any of these things.



frost on the grass

☐

trees with no leaves

☐

frozen puddles

☐



snowdrops

☐

frost on windscreens

☐

birds

☐

SPANISH - KNOWLEDGE ORGANISER



Teaching Type: **Early Language**



Unit: **LOS COLORES Y LOS NÚMEROS**

Unit Objective: To learn 10 colours and count from 1-10 in Spanish.

By the end of this unit we will be able to:

- Say 10 common colours in Spanish.
- Count from 1-10 in Spanish.

It will help if we already know:

- None as this is recommended as a starter unit.

Phonics & pronunciation we will see:

Recommended phonics focus: **CH J Ñ LL RR**

- **J** sound in **naranja**
- **LL** sound in **amarillo**
- **RR** sound in **marrón**
- **Stress Placement.** Words that end in a consonant (apart from 'n' or 's' should be stressed on the last syllable as in **a-zul**. For words that end in a vowel or 'n' and 's' it is normally the second to last syllable like **a-mar-rillo**, **blan-co** and **cua-tro**.
- **Accents.** Accents can only be written over vowels in Spanish and indicate the vowel is stressed – regardless of the other rules! As seen in **ma-r-rón**.

Activities we will complete:

A lot of tasks to help us listen carefully. Repeating the words each lesson to ensure we can remember all the new words and language presented to us. Revising what we already know each lesson before learning new words so that we can improve our memory skills and remember 10 common colours and count from 1 to 10 in Spanish.

Skills we will develop:

Learning to listen really carefully and repeat what we hear with improving accuracy. Working on memory skills so we are able to remember the new words we have learnt in Spanish long term.

Grammar we will learn & revisit:

None in this unit as it is an introductory unit.

Vocabulary we will learn & revisit:

Ten common colours and how to count from 1 -10 in Spanish. This is all listed on the Vocabulary Sheet.